

# APD210/310/410

## High Sensitivity Detector Unit

**MenloSystems**



For applications that require highest sensitivity, the APD avalanche photodiodes can provide an extremely sensitive alternative to traditional PIN photodiodes. The APD is sensitive and fast enough for the characterization of, for example, pulsed solid-state lasers on the nanosecond time scale. It maintains high gain stability over the 10°C to 40°C temperature range by utilizing a temperature compensation circuit, which adjusts the ~150 V DC bias to ensure operation near the breakdown voltage. The APD410 has an improved sensitivity in the UV to visible range.

### KEY SPECIFICATIONS

- High Speed Response:  
3 dB Bandwidth 5 MHz to 1 GHz for APD210/310  
5 MHz to 900 MHz for APD410
- Spectral Range:  
APD210: 400 -1000 nm  
APD310: 850 -1650 nm  
APD410: 200 -1000 nm
- Temperature Compensated Gain for 10°C to 40°C Ambient Temperature

### APPLICATIONS

- Fast Laser Pulses
- Ultra Low Light Level Signals
- Beat Signal of Low Level Inputs

### FEATURES

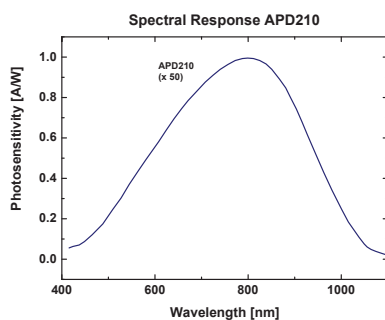
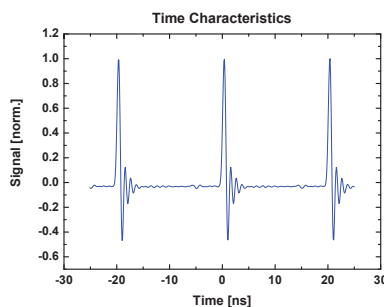
- Avalanche Photodiode Temperature Compensated Setup
- Integrated Radio Frequency Amplifier
- Continuously Adjustable Gain Setting
- Long Term Field Tested in our FC8004 and FC1500 Optical Frequency Synthesizer

### APD210

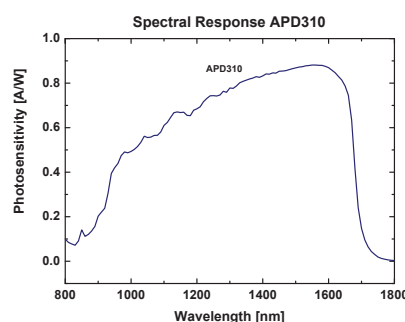
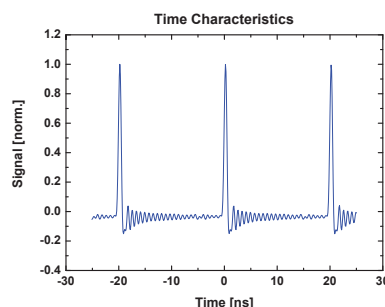
### APD310

### APD410

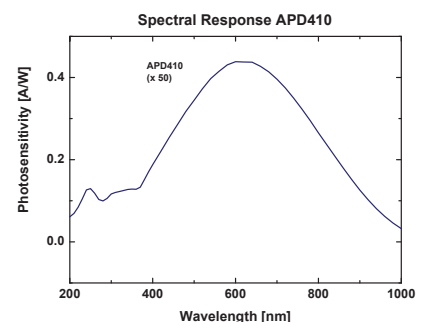
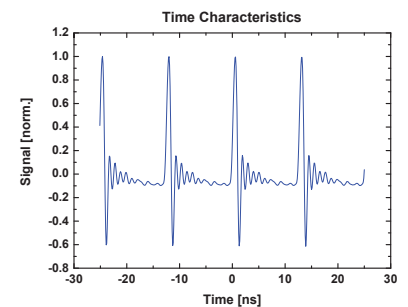
Pulse Response APD210 to a sub-250 fs Pulse Train at 780 nm



Pulse Response APD310 to a sub-250 fs Pulse Train at 1560 nm



Pulse Response APD410 to a sub-250 fs Pulse Train at 650 nm



# APD210/310/410


**MenloSystems**  
■■■■■■■■■■

## High Sensitivity Detector Unit

SPECIFICATIONS	APD210	APD310	APD410
Detector Type	Si	InGaAs	Si
Optical Input*	Freespace	Freespace	Freespace
Max. Incident Power**	10 mW	10 mW	10 mW
Operating Temperature	10-40°C	10-40°C	10-40°C
Spectral Range	400-1000 nm	850-1650 nm	200-1000 nm
Detector Diameter	0.5 mm	0.04 mm	0.2 mm
Frequency Range	1-1600 MHz	1-1800 MHz	1-1600 MHz
3 dB Bandwidth	5-1000 MHz	5-1000 MHz	5-900 MHz
Rise Time	500 ps	500 ps	500 ps
Maximum Gain***	$2.5 \times 10^5$ V/W @ 800 nm	$2.5 \times 10^4$ V/W @ 1500 nm	$4.5 \times 10^4$ V/W @ 650 nm
Dark State Noise Level	-80 dBm	-80 dBm	-80 dBm
NEP (calculated)	0.24 pW/√Hz	13.3 pW/√Hz	87,6 pW/√Hz
Output Coupling	AC	AC	AC
Output Impedance	50 Ω	50 Ω	50 Ω
Signal Output	$V_{pp}=1$ V	$V_{pp}=1$ V	$V_{pp}=1$ V
Output Connectors	BNC	BNC	BNC
Supply Voltage****	+12 to +15 V	+12 to +15 V	+12 to +15 V
Current Consumption	200 mA	200 mA	200 mA

\* With adaptor for Thorlabs SM05 series. \*\* Equals optical damage threshold. \*\*\*Gain adjustable via pushbuttons. \*\*\*\*Power supply included, with adaptors for EU/USA, please ask for different types.

### MECHANICAL OUTLINE



### ORDERING INFORMATION

Product Code	APD210	APD310	APD410
Price	2270 EUR	2760 EUR	2270 EUR

Prices and specifications are subject to change without notice. Custom modifications are available, please inquire.

**MenloSystems**  
■■■■■■■■■■

**Menlo Systems GmbH**  
T+49 89 189 166 0  
sales@menlosystems.com

**Menlo Systems US**  
T+1 303 635 6406  
ussales@menlosystems.com

**Menlo Systems Japan**  
T+81 907 409 20 21  
jpsales@menlosystems.com

**Menlo Systems China**  
T+86 21 6071 1678  
chinasales@menlosystems.com

