


FC1500-ULN^{nova}

Ultra Low Noise Optical Frequency Comb



The FC1500-ULN^{nova} is Menlo System's latest optical frequency comb synthesizer for ultimate performance. The core of the new model consists of a redesigned comb oscillator, based on the patented ultra-low-noise (ULN) figure 9th mode locking technology. The enhanced design of this so-called "nova"-oscillator results in significantly improved robustness against acoustical distortion and thermal drift. The major benefit is a reduced free running linewidth of only 15 kHz. Owing to this leap in linewidth reduction, the FC1500-ULN^{nova} has proven to support a frequency stability on the 10⁻¹⁹ level* for 1 s averaging time!

Ever increasing demands for stability and accuracy of time and frequency signals require improved frequency references. But even the best optical references have very limited spectral coverage. The FC1500-ULN^{nova} overcomes these limitations by transferring the spectral purity of a stable reference to the entire wavelength range of 500-2000 nm. This unique feature enables the users to compare different (optical) frequency references, stabilize all CW lasers to one absolute frequency reference and use it as a clockwork for optical clocks. The overall frequency stability is evaluated in an out of loop comparison between two independent optical frequency combs, which is integral part of the quality check during factory acceptance of each system. Choose between two variants, depending on the stability and accuracy that your application requires.

*Fractional ModADEV. Specifications regarding frequency stability will be updated soon.

MenloSystems

KEY SPECIFICATIONS

- Comb Spacing 250 MHz
- Accuracy 10⁻¹⁷ ($\tau > 100$ s)
- Stability: 1 x 10⁻¹⁶ in 1 s, 1 x 10⁻¹⁸ in 1000 s
- Operational Range from 500 nm to 2 μ m
- Integrated Phase Noise <100 mrad [100 Hz-2 MHz]

APPLICATIONS

- FTIR Spectroscopy
- Calibration of Lasers
- High Precision CW Laser Stabilization
- Transfer of CW Laser Stability to Full Comb Spectrum
- Cold Atoms and Ions
- High Resolution Spectroscopy
- Low-noise Microwave Generation

FEATURES

- High Repetition Rate
- High Bandwidth >1 MHz Actuators for CEO and Repetition Rate
- Fully Fiber-coupled CEO Frequency Generation
- Turnkey Metrology System Fully Automated, Including Data Evaluation Software, Designed for Continuous Operation

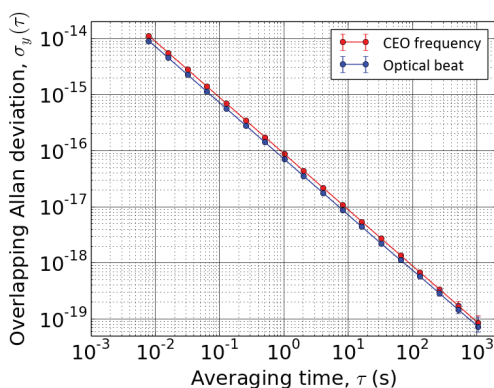
OPTIONS

Complete Solution with Modular Extensions

Menlo Systems Optical Frequency Combs are complete solutions. The modular system architecture allows for easy additions of more functionality to an existing system. Multiple extensions can be combined in a system.

- **M-NIR:** Extension Package
- **M-VIS:** Extension Package
- **HMP:** High Power Measuring Port
- **P250 PM Pulse EDFA:** Erbium-doped Fiber Amplifier
- **M-780:** High Power output around 780 nm
- **BDU:** Beat Detection Unit
- **LLE-SYNCR0:** Laser Locking Electronics
- **Microwave:** Ultrastable RF Output
- **GPS:** -based 10 MHz Frequency Reference
- **WLM-NIR /WLM-VIS:** Integrated Wavelength Meters

STABILITY OF CEO AND OPTICAL REFERENCE BEAT FREQUENCY



Measured with dead-time free π -type counter.

FC1500-ULN^{nova}

MenloSystems

Ultra Low Noise Optical Frequency Comb

SPECIFICATIONS	FC1500-ULN ^{nova} VARIANT 1	FC1500-ULN ^{nova} VARIANT 2
Comb Spacing	250 MHz	
Accuracy	1×10^{-16} ($\tau > 100$ s)*, 1×10^{-14} ($\tau > 1000$ s) ^Δ	1×10^{-17} ($\tau > 100$ s)*, 1×10^{-14} ($\tau > 1000$ s) ^Δ
Stability	$\leq 5 \times 10^{-16}$ in 1 s*, $\leq 5 \times 10^{-17}$ in 1000s*, $\leq 5 \times 10^{-13}$ in 1 s ^Δ	$\leq 1 \times 10^{-16}$ in 1 s*, $\leq 1 \times 10^{-18}$ in 1000s*, $\leq 5 \times 10^{-13}$ in 1 s ^Δ
Integrated Phase Noise	<150 mrad [100 Hz-2 MHz]	<100 mrad [100 Hz-2 MHz]
Linewidth	<1 Hz* [♦]	
Tuning Range	>4 MHz (spacing between individual comb lines)	
Tuning Range of CEO Frequency	>250 MHz	
Laser Outputs	five fiber-coupled, linearly polarized, PM output ports, 1560 nm	
Spectral Range	>25 nm (500-1050 nm with M-VIS, 1050-2100 nm with M-NIR)	
Average Output Power	>10 mW from each laser port (>100 mW with M-VIS, >200 mW with M-NIR)	

*phase lock to optical reference, ^Δphase lock to RF reference, [♦]limited by resolution bandwidth of analyzer

SPECIFICATIONS USING THE FC1500-ULN (VAR.1,2 AND PLUS) IN THE TRANSFER OSCILLATOR SCHEME**:

Accuracy	1×10^{-18} ($\tau > 100$ s)
Stability	8×10^{-18} in 1 s, 5×10^{-20} in 1000 s

**see Ref. 1 and Ref. 2 for further details

Ref. 1: Benkler, E., Lipphardt, B., Puppe, T., Wilk, R., Rohde, F., Sterr, U., End-to-end topology for fiber comb based optical frequency transfer at the 10^{-21} level. *Optics Express* 2019, Vol. 27, Issue: 25.

Ref. 2: <https://www.menlosystems.com/products/optical-frequency-combs/menlo-systems-frequency-comb-technology>

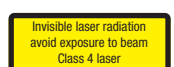
REQUIREMENTS

Input Requirements	10 MHz frequency reference, power level +7 dBm	cw optical reference, power level approx. 1 mW (see Menlo ORS-Compact datasheet) 10 MHz frequency reference, power level +7 dBm
Operating Voltage	100/115/230 VAC	
Frequency	50 to 60 Hz	
Power Consumption	<500 W	<500 W, <3kW including chiller
Cooling Requirements	no water cooling required	closed cycle chiller included
Operating Temperature	22 ± 5 °C	
Optical Unit Dimensions/Weight	706 x 716 mm, approx. 80 kg (Standard system configuration)	
Control Electronics Dimensions/Weight	600 x 800 mm, approx. 140 kg (Standard system configuration)	

ORDERING INFORMATION

Product Code	FC1500-ULN ^{nova} Variant 1	FC1500-ULN ^{nova} Variant 2
--------------	--------------------------------------	--------------------------------------

Please call for pricing. Specifications are subject to change without notice. Custom modifications are available, please inquire.



MenloSystems

Menlo Systems GmbH

T+49 89 189 166 0

sales@menlosystems.com

Menlo Systems, Inc.

T+1 973 300 4490

ussales@menlosystems.com

Thorlabs, Inc.

T+1 973 579 7227

sales@thorlabs.com

Menlo K.K.

T+81 9074092021

jpsales@menlosystems.com

Menlo Systems China

chinasales@menlosystems.com

